


52 Brilliant Ideas for Keeping Your Children Safe and Secure



Bullying: 52 Brilliant Ideas for Keeping Your Children Safe and Secure by Suzanne Barclay

★★★★☆ 4.1 out of 5

Language	: English
File size	: 419 KB
Text-to-Speech	: Enabled
Screen Reader	: Supported
Enhanced typesetting	: Enabled
X-Ray	: Enabled
Word Wise	: Enabled
Print length	: 256 pages



As a parent, your child's safety and security is your top priority. You want to do everything you can to protect them from harm, but it can be difficult to know where to start. This article will provide you with 52 brilliant ideas to help you create a safe and nurturing environment for your little ones.

1. Create a Family Safety Plan

A family safety plan is a written document that outlines what to do in case of an emergency. It should include contact information for family members, friends, and neighbors, as well as a plan for evacuation and reunification.

2. Teach Your Children About Stranger Danger

Teach your children to be aware of strangers and to never talk to or go with them without your permission. Explain to them that strangers are not

always bad people, but it's important to be cautious.

3. Supervise Your Children at All Times

Never leave your children unattended, even for a short period of time. Always know where they are and what they are doing.

4. Lock Your Doors and Windows

Make sure your doors and windows are locked at all times, even when you are home. This will help to prevent intruders from entering your home.

5. Install a Security System

A security system can help to deter crime and alert you to an emergency. Consider installing a system with motion detectors, door and window sensors, and a siren.

6. Be Aware of Your Surroundings

When you are out with your children, be aware of your surroundings and the people around you. If you see something suspicious, report it to the authorities.

7. Teach Your Children About Fire Safety

Teach your children about fire safety and what to do in case of a fire. Make sure they know how to exit your home safely and how to call for help.

8. Keep Your Children Away from Water

Never leave your children unattended near water, even for a short period of time. Drowning is a leading cause of death for children.

9. Poison-Proof Your Home

Keep all poisonous substances out of reach of children. This includes medications, cleaning products, and plants.

10. Teach Your Children About Internet Safety

Teach your children about internet safety and how to avoid online predators. Explain to them that they should never share personal information online and that they should never meet someone they met online in person.

11. Get Your Children Involved in Safety Activities

Get your children involved in safety activities, such as fire drills and safety classes. This will help them to learn about safety and to develop good safety habits.

12. Talk to Your Children About Safety

Talk to your children about safety on a regular basis. Explain to them why it's important to follow safety rules and what to do if they feel unsafe.

13. Set a Good Example

Set a good example for your children by following safety rules yourself. This will show them that safety is important and that they should follow your lead.

14. Be Patient and Understanding

Be patient and understanding with your children as they learn about safety. It takes time for children to develop good safety habits.

15. Reward Your Children for Following Safety Rules

Reward your children for following safety rules. This will help them to stay motivated and to continue following the rules.

16. Don't Be Afraid to Ask for Help

Don't be afraid to ask for help from other parents, family members, friends, or neighbors if you need it. There are many people who are willing to help you keep your children safe.

17. Trust Your Instincts

Trust your instincts if you feel that something is wrong. If you feel unsafe, leave the area immediately and report the incident to the authorities.

18. Stay Informed

Stay informed about current safety issues and trends. This will help you to keep your children safe from new and emerging threats.

19. Be Prepared

Be prepared for emergencies by having a safety kit and an evacuation plan in place.

20. Empower Your Children

Empower your children by teaching them about safety and by giving them the skills they need to protect themselves.

21. Make Safety a Family Affair

Make safety a family affair by talking about it regularly and by working together to create a safe environment for everyone.

22. Teach Your Children to Swim

Teaching your children to swim is a great way to keep them safe around water.

23. Keep Your Car Locked and Secure

Always keep your car locked and secure, even when you are parked at home.

24. Never Leave Your Children Alone in a Car

Never leave your children alone in a car, even for a short period of time. The temperature inside a car can rise quickly, even on a mild day.

25. Use Child Safety Seats


Always use child safety seats when driving with your children.

26. Buckle Up Your Children

Always buckle up your children when driving with them.

27. Teach Your Children About Bike Safety

Teach your children about bike safety and how to ride a bike safely.



Bullying: 52 Brilliant Ideas for Keeping Your Children Safe and Secure by Suzanne Barclay

★★★★☆ 4.1 out of 5

Language : English
File size : 419 KB
Text-to-Speech : Enabled
Screen Reader : Supported
Enhanced typesetting : Enabled
X-Ray : Enabled
Word Wise : Enabled

Print length : 256 pages


FREE

DOWNLOAD E-BOOK



Terrorist Events Worldwide 2024: A Comprehensive Guide to Global Terrorism

Terrorism is a global threat that affects all corners of the world. In recent years, the number of terrorist attacks has increased dramatically, and the threat is only...



Music and Identity in Ireland and Beyond: A Journey into the Heart of a Nation

Music: The Rhythm of Irish Identity In the tapestry of nations, music plays an intricate role in weaving the...